



SUNPARK® M1

Solar Carports Models

Carpot-Sunpark-M1
Specification: 001 - 10/2024

sunpark
solar parking system

WWW.SUNPARK.ES



Description

IPE-type structure with hot galvanized profiles or with paint, **consult for other special treatments.*

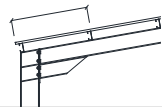
Straps made of SENDZIMIR galvanized steel.

The ceiling is made out of trapezoidal lacquered galvanized steel profiles. Screws made of galvanized, zinc-coated or stainless Steel.

Anchoring system by 20 mm diameter corrugated bars, quality SD-500, threaded at the top for plate fixing. Possibility of anchoring with chemical anchors if the location area has an H250 reinforced slab with a minimum thickness of 30 cm.

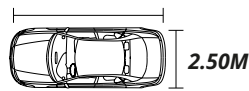
Technical specifications

1M - MAX 1.25M



Standard distance between straps

5.20M



Standard measurements for standard parking space

12 KG/M2.
*With sheet ceiling

18 KG/M2.
*Without sheet ceiling

*Maximum overload weight of photovoltaic modules



Compatible with any PV panel model



Structural integration of any vehicle charger model



Winter climatic zones
Up to **122 KG/M2**

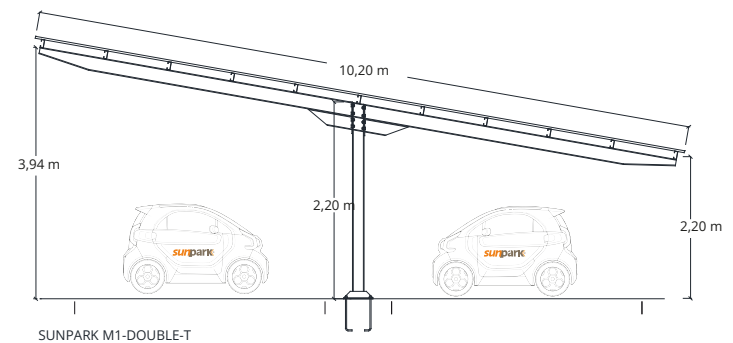
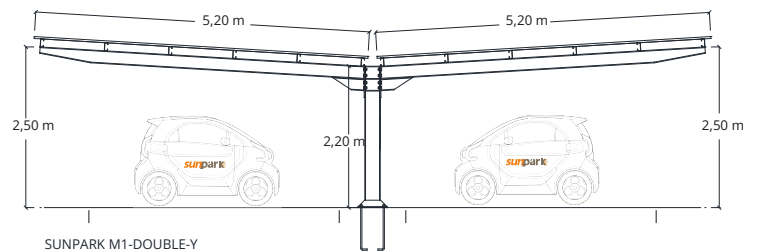
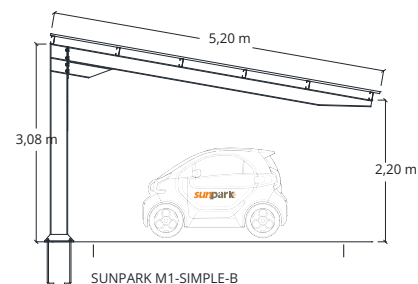
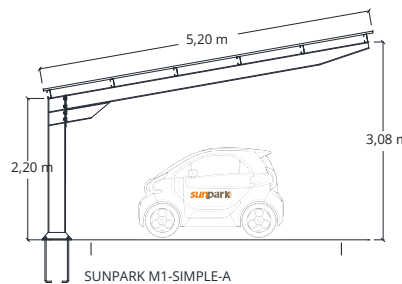


Wind zones A/B/C up to 29 m/s
Up to **104 KM/H**

Maximum load according to CTE and EUROCODE.

These are limit values and depend on the geographical location (optimization of materials and costs).

Designs



Certifications



C.T.E
TECHNICAL BUILDING CODE



Certificate of origin
30% of the energy used in the manufacturing of our structures is from renewable sources.



Versatility

Detachable metal carport designed with hot-rolled IPE beams of varying thickness and section.



Customisation

We offer different single and double typologies depending on the distribution and orientation of the parking area. Painted, lacquered or galvanized in various finishes.



Aesthetics

The model has been designed in 4 different versions based on the wind and snow loads as the installation site in compliance with the Technical Building Code (CTE). Its industrial appearance conveys a sense of robustness and never goes out of style.





SUNPARK® M2

Solar Carports Models

Carpot-Sunpark-M2
Specification: 001 - 10/2024

sunpark
solar parking system

WWW.SUNPARK.ES



Color



*Any RAL or PANTONE color

Description

IPE-type structure with hot galvanized profiles or with paint, *consult for other special treatments.

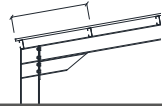
Straps made of SENDZIMIR galvanized steel.

The ceiling is made out of trapezoidal lacquered galvanized steel profiles. Screws made of galvanized, zinc-coated or stainless Steel. *Optional

Anchoring system by 20 mm diameter corrugated bars, quality SD-500, threaded at the top for plate fixing. Possibility of anchoring with chemical anchors if the location area has an H250 reinforced slab with a minimum thickness of 30 cm.

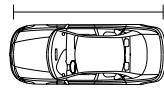
Technical specifications

1M - MAX 1.25M



Standard distance between straps

5.20M



Standard measurements for standard parking space

15 KG/M2.
*Without sheet ceiling

*Maximum overload weight of photovoltaic modules



Compatible with any PV panel model



Structural integration of any vehicle charger model



Up to **122 KG/M2**

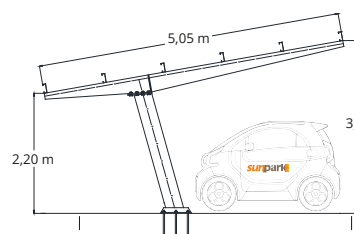


Up to **104 KM/H**

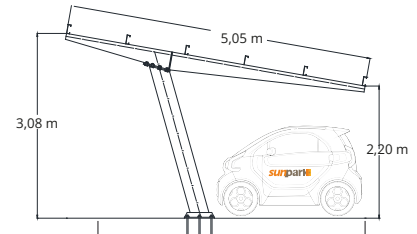
Maximum load according to CTE and EUROCODE.

These are limit values and depend on the geographical location (optimization of materials and costs).

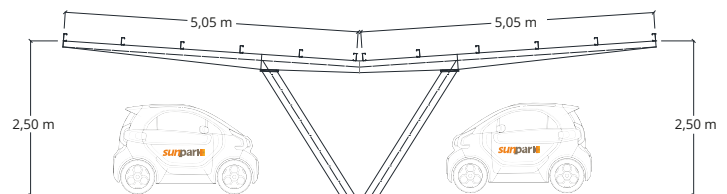
Designs



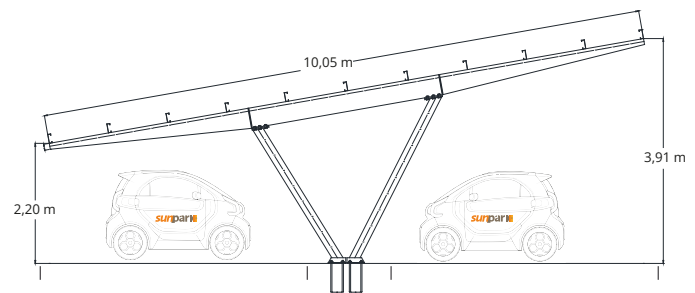
SUNPARK2-SIMPLE-A



SUNPARK2-SIMPLE-B



SUNPARK2-DOUBLE-Y



SUNPARK2-DOUBLE-T

Certifications



C.T.E
TECHNICAL BUILDING CODE



Certificate of origin
30% of the energy used in the manufacturing of our structures is from renewable sources.



Versatility

Metal carport designed with box beam steel profiles of varying thickness and section, with welded joints between arm and pillar.



Customisation

We offer different single and double typologies depending on the distribution and orientation of the parking area. Painted, lacquered or galvanized in various finishes.



Aesthetics

The model has been designed in 4 different versions based on the wind and snow loads as the installation site in compliance with the Technical Building Code (CTE). The rear projection of the arm provides a modern finish with well-proportioned dimensions.

